

Heatcore

4 in 1 Retrofit Bathroom Heater



Description


The HEATCORE 4-In-1 Retrofit Line Bathroom Heater offers a modern flush-like appearance, designed to replace previously installed 3-In-1 Infrared bathroom heater models. Suitable for most contemporary bathroom designs, combined with the latest technology in PTC bathroom heater models. Retrofit Line range offers 4-In-1 Functions – Heater, Exhaust Fan, Circulating Fan, and Light Unit. Patented Heat Breeze Technology heats the room while offering low level extraction to help reduce condensation build up in the bathroom. This Retrofit Line model features a single AC Motor, producing a 2150W output of powerful heat breeze, high volume extraction at 300m³/h, circulating fan to reduce warm temperature build up, and a 12W LED Tri-Colour switchable light. Complete with Digital Wall Controller, allowing easy switching from all modes, and an ALL-OFF button for exiting. Ideal for retrofit installations, where no extra switch wires are required, simply utilising two cores from the 5-core wiring that is existing from previous installation.

Domus PTC Bathroom Heaters feature an advanced safety feature where the unit will automatically shut off after two hours in case it is left on accidentally. If the unit runs for two hours continuously, a safety function will automatically turn it off. This setting can be overridden and reset by pressing any switch on the controller within this two-hour period. Ideal for new and existing installations with a larger 390x390mm fascia frame, and a cutout size of 330x350mm, which will cover most existing 2 and 4 Heat Infrared Bathroom Heater models. Accessories include Digital Controller Wall Controller, 3M Flexible Duct, and Exterior Grille. All Domus PTC Bathroom Heaters are backed by our 5 Year In-Home Warranty.


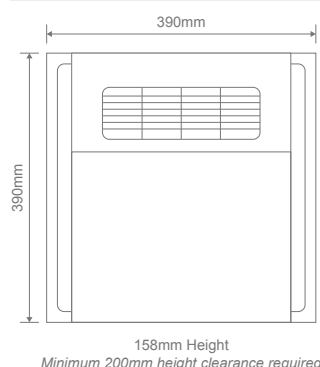
Specification Features

Input Voltage:	240V AC		
Power (W):	2250W		
Motor Wattage (W):	60W AC		
Fan Size:	60W		
Air Extraction:	300m ³ /h		
Heat Wattage:	2150W		
Heat Type:	PTC Heating Element		
Light Wattage:	12W LED		
IP Rating (IP):	IPX2		
Decibel Rating (dB):	≤46dB		
CCT:	3000K - 4000K - 5000K (Changeable)		
Lumen Output	3000K	4000K	5000K
	850lm	950lm	900lm
CRI:	≥80		
Cutout:	330x350mm		
Fascia Size:	390x390mm		
Duct Size:	100mm		


Accessories: 6-Switch Digital Wall Controller, 3M Flexible Duct, Exterior Grille



Diagrams / Additional



White Wall Controller
(Included)



Horizontal Switchplate
Film Cover (Included)



Coloured Vertical Switchplate
Film Covers (Sold Separately)

Item No.	Variant		CCT
	Whit	Blk	
HEATCORE	56024	56025	TRIO